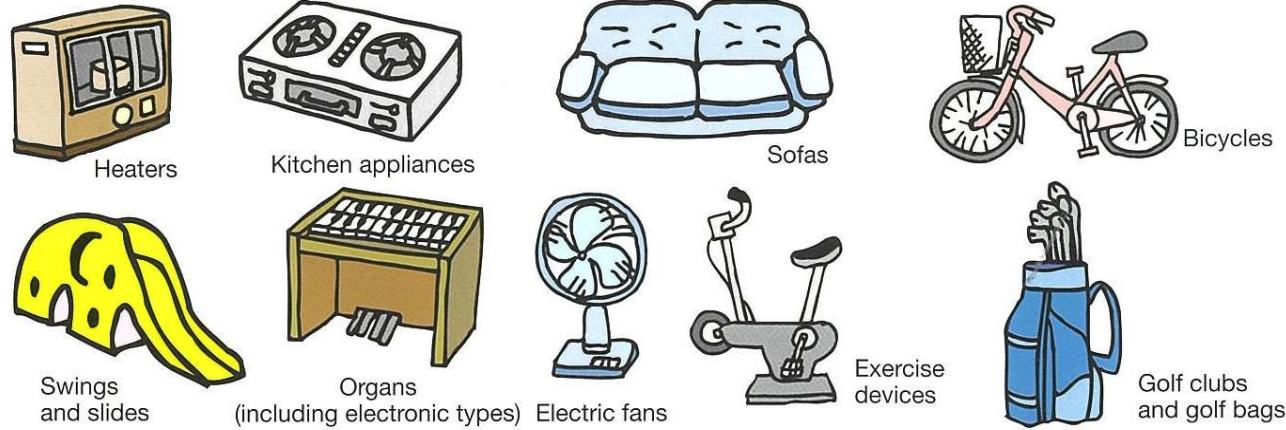


Items that need to be brought to the Environmental Resource Gallery



Acceptance of Refuse at the Kankyo Shigen Gallery

Acceptance on weekdays:

Monday to Friday <excluding national holidays and year-end and new year holidays>
9:00am to noon, 1:00pm to 4:00pm

Acceptance on weekends:

Second Saturdays, Fourth Sundays, 9:00 am to 11:30 am (Reservation Required)

◆Home refuse charge:

¥100 per 10 kg + consumption tax

◆Business refuse charge:

¥150 per 10 kg + consumption tax


Rules for Bringing Refuse

Advance reservations are required for the following reservation required dates.

Reservations can be made from one week to the day before the bringing date.

[Reservation Required Days] Second Saturdays, Fourth Sundays, Golden Week, Obon Period, Year-end and New Year Period

[Reservation Method] ◎ Internet Reservation (available 24 hours)

 (Reservation System QR Code)

From a device such as a personal computer or smartphone, access the URL below or the QR code on the left.

<http://gallery-yoyaku.rsvsys.jp>

◎ Reservations by Phone

(Monday to Friday <excluding national holidays and year-end and new year holidays>
9:00am to noon, 1:00pm to 4:00pm)

Phone number: 0537-29-5070 (For Reservation Only)

Televisions, air conditioners, washing machines, clothes dryers, and refrigerators are not accepted.

Kankyo Shigen Gallery Guide Map



◆ Disassembly fee

If the following items are not disassembled, when delivered directly to the Gallery, a disassembly fee will be charged in addition to the delivery fee.

[Items] Spring mattresses, massage chairs, organs,
Electronic organ, sofa bed, electric bed

[Fee] 1,500 yen per item + tax

[Guidelines for Disassembly]

Please, separate combustible (wood, cloth, plastic, etc.) and non-combustible (machine, metal, etc.) material parts.

Kakegawa Area

Refuse Sorting Manual

Basic Rules for Refuse Collection

- Refuse collection sites are determined by area residents. If you do not know the site location, please ask your apartment building manager, someone at your office, or a neighbor.
- Bring your refuse to the collection site only on collection days, and before 8:30 a.m. Do not bring it the day before or before dawn.
- For collection, separate your refuse into combustible and noncombustible refuse, and place it into the proper refuse bags designated by Kakegawa City. Designated refuse bags are available at general stores, supermarkets, convenience stores, and other stores.
- Writing your name on the bag for reference depends on the collection agreement for your area.



Combustible Refuse

Place combustible refuse into the designated semi-transparent polyethylene bag for collection.

Noncombustible Refuse

Place noncombustible refuse into the designated semi-transparent polyethylene bag for collection.



Combustible Refuse (to be burned)

Twice per week:

Use the designated polyethylene bags for collection.

Bring refuse that is too large for the designated bag to the Environmental Resource Gallery.




Garbage
(drain any liquid from the garbage before collection)




Seashells and oyster shells



Paper diapers
(first, flush all excrement down the toilet; collection of paper diapers only)



Rubber



Plastics




Cat litter (sand)



Cloth and Clothing



Leather
(detach any metal pieces)



Videotapes and CDs

英語



Plastic resources

(plastic containers and packaging)

Once per week: Place them into the blue net basket at the resource collection site used for this purpose.



This mark appears on recyclable plastic containers and packaging:

Main Items for Recycling



Rules for Recycling

① At your home

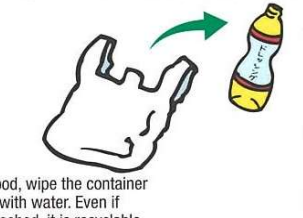


Do not leave food contents in any containers or packaging.



To remove the odor and any solid food, wipe the container with a paper towel or rinse it clean with water. Even if colored, or labels or stickers are attached, it is recyclable.

② At the collection site



Remove containers and packaging from any bags used for carrying them, and place the containers and packaging into the net basket.

Tie the plastic carrying bag into a knot, and place it separately into the net basket.

Noncombustible Refuse

(items that will not burn, or will be recycled)

Once per month: Use the designated polyethylene bags for collection.

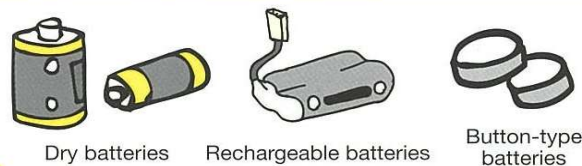
Bring refuse that is too large for the designated bag to the Environmental Resource Gallery.



*Wrap wire into a bundle, and tie hangers together with twine.

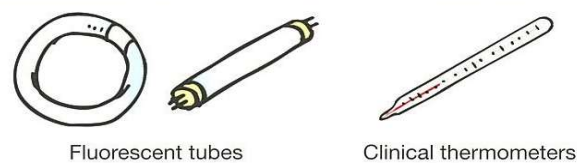
Dry and rechargeable batteries

Once per month: Put batteries into the special container at the resource collection site that is exclusively used for batteries.



Fluorescent tubes, clinical thermometers, and mercury thermometers

Once per month: Place a discarded item into the packaging of the new item, if you have one.



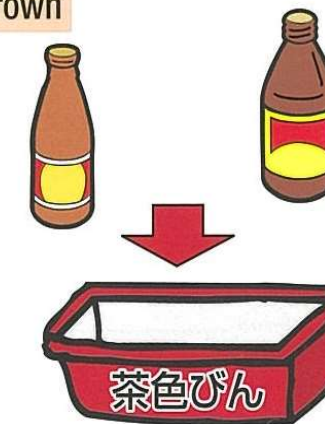
Bottles

Once per month: Place them into the special container at the resource collection site used for this purpose.

Colorless or transparent



Brown



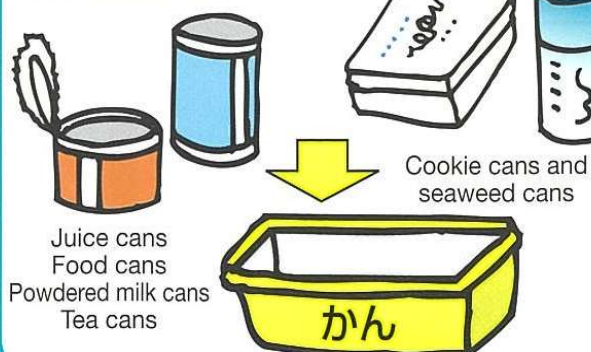
Blue, black, green, and other colors



Cans

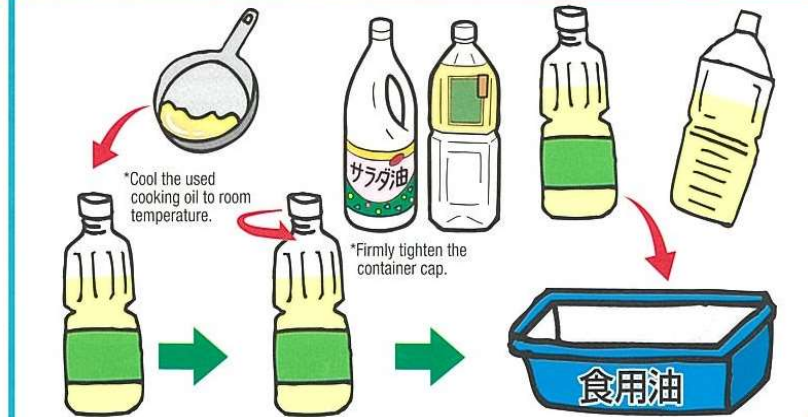
Once per month: Place them into the special container at the resource collection site used for this purpose.

Aluminum or steel



Cooking oil

Once per month: Place them into the special container at the resource collection site used for this purpose.



Plastic bottles

Once per month: Place them into the green net basket at the resource collection site used for this purpose.



*limited to bottles with this marking:



Notes for plastic bottles:

Remove the cap and label, and crush the bottle by stepping on it.

*Recycle the cap and label with other plastic resources.

